

Refractives.



Bryant Dental Product



Dentistry, reimagined.

Contents.

- 04. The BD story
- 06. The Refractives story
- 16. How to use
- 20. Maintenance and protection
- 24. Repairs
- 26. Warranty
- 27. Get in touch
- 28. Technical specifications



The BD story.



Dr Connor Bryant
CEO and Founder



Dr Priyam Patel
Co-CEO

Bryant Dental was created by dentists to solve clinical problems they themselves had faced, by using technology in unprecedented ways.

Since our incorporation, we have grown exponentially, thanks to our community of passionate, talented dentists who believe, like us, that dentistry can be done differently.

Inspired by clinicians who strive for brilliance, we aim to bring the latest innovation and technology to extraordinary dentists to facilitate their pursuit of excellence.

C-Flo® dentair Ignis® Lucidum® MagStrap® iShields® TapNote® HALO®

The Refractives story.

We recognise that our customers deserve the best products to perform at the highest level. Refractives will revolutionise your vision like never before: an evolution in expert design.

Combining the signature BD optics with the ultimate ergonomic design, Refractives were designed for the highest calibre of dentists.

Refractives have been engineered with the ultimate ergonomic design so you don't need to compromise on comfort when working. 70-80% of dentists report back and neck pain, even when using conventional loupes. Back and neck pain in dentistry shouldn't be an occupational hazard.

We have listened and worked to find a solution. Refractives allow you to work in the perfect posture so that you can do what you love for longer.

We also recognise that each and every dentist in our community is different and unique, so your Refractives will be too, with no 'one size fits all'. Refractives are completely bespoke to you, with our precise measuring process, as well as a range of colours and shapes to suit your tastes.

Refractives are designed to last and built with longevity in mind.

Magnification, reimagined.



The ultimate ergonomic design.

A range of biometric frame sizes for the ultimate bespoke fit.



Glare and scratch resistant lenses - expertly engineered to withstand the stresses of life.

Our signature optical excellence reimagined using advanced prism technology.

With brand new infinity edge capability, Refractives enable biomimetic vision without barrel interference.



Learn more



The Collection.

Rounded frames.



Refractives 7.2x



Weight
50g



Field of view
40mm



Depth of focus
40mm



Compatible with
Ignis Headlight



Refractives 5.7x



Weight
49g



Field of view
50mm



Depth of focus
55mm



Compatible with
Ignis Headlight



Refractives 3.8x



Weight
48g



Field of view
85mm



Depth of focus
80mm



Compatible with
Ignis Headlight



Refractives 2.9x



Weight
47g



Field of view
105mm



Depth of focus
90mm



Compatible with
Ignis Headlight

Rectangular frames.



Refractives 7.2x



Weight
50g



Field of view
40mm



Depth of focus
40mm



Compatible with
Ignis Headlight



Refractives 5.7x



Weight
49g



Field of view
50mm



Depth of focus
55mm



Compatible with
Ignis Headlight



Refractives 3.8x



Weight
48g



Field of view
85mm



Depth of focus
80mm



Compatible with
Ignis Headlight



Refractives 2.9x



Weight
45g



Field of view
105mm



Depth of focus
90mm



Compatible with
Ignis Headlight

Thank you for choosing Bryant Dental.

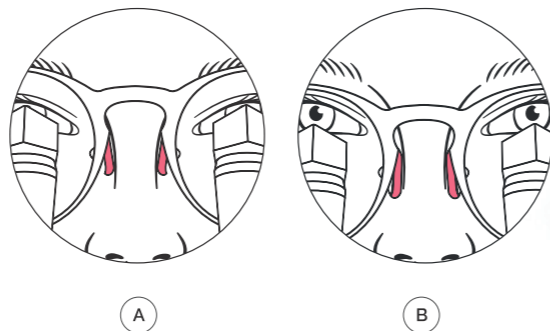
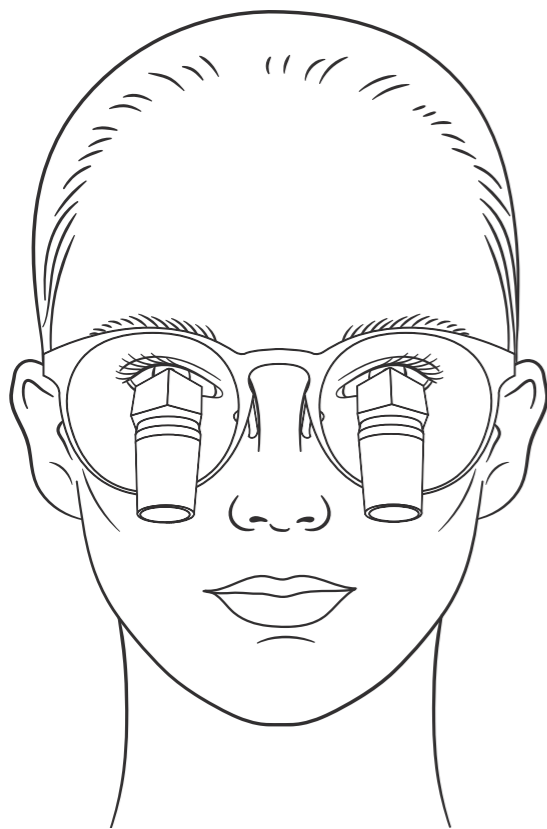


We believe in creating excellent products for extraordinary dentists, and we are always proud to gain a new member of our community of passionate clinicians. Join the BD club to see what other members have done with Refractives.

Intended use

Refractives were developed to be used by dental professionals as a medical device to magnify the oral cavity and face.

How to use.



Try out your new Refractivess, and ensure that your vision is clear and unobstructed.

You can adjust where they sit on your face by pinching the nose pads closer together, which will make them sit higher up your nose (A), or widen the nose pads to move them lower down (B). This process may help you find the best position for the optimal unobstructed view.



It is normal to take some time to adjust to wearing Refractivess, and it may take a few months to totally adjust. Practice moving the patient into your field of view rather than moving yourself, to ensure perfect posture.

If you do experience any issues with the Refractivess, please do not hesitate in the first instance to get in touch with your product specialist. We pride ourselves on our customer service, and our specialists, office staff, and BD distributors are always ready to help.



Getting used to your Refractives.

It can often be a challenge getting used to your Refractives, and it is normal to take several weeks or months to fully adjust.

We recommend trying them out at home to start with while doing small tasks, such as reading a page of a book, texting, or painting your nails, to acclimatise to the new and ergonomic position of your neck and back.

Maintenance and protection.

Maintaining your new Refractives is very important. To help prolong the life of your new investment, we recommend cleaning them regularly. We have provided some suggestions shown right:

- We only recommend **70 per cent isopropyl alcohol** for Refractives cleaning system, as we can finely control the chemical makeup and ensure no damage to the lenses, scratch and glare coating.
- You can use the 3 in 1 to help remove debris without scratching the lens.
- Always wipe and dry with the Refractives cleaning cloth.
- Use iShields® Visor system for additional protection.



Scan to view iShields

Cautions for cleaning and maintenance

- ⚠ Do not run under water.
- ⚠ Do not spray the device.
- ⚠ Do not submerge in any liquid or ultrasonic cleaner.
- ⚠ Do not use autoclave or chemiclave.
- ⚠ Do not use glutaraldehyde or idophor.
- ⚠ Do not use a cleaning solution with alcohol concentration greater than 70%.



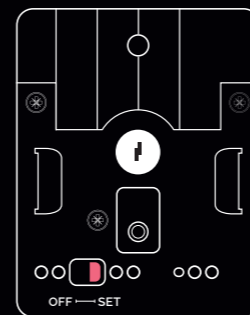


Keep your Refractives safe with our TSA-approved lock.

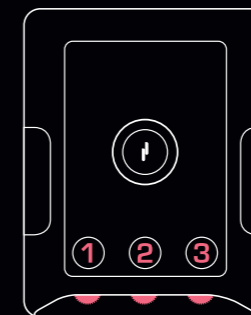
Your matte black case has been engineered for the highest level of impact resistance to help protect your Refractives from the elements and intruders. Please see the instructions shown on the right.

Setting the code.

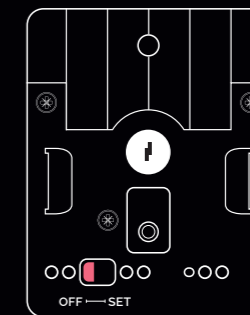
Located on the reverse of the lock face.



Move switch to 'SET'

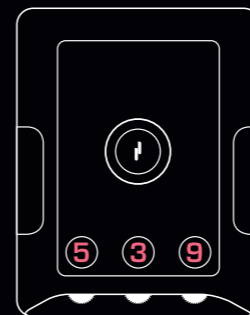


Select a 3-digit code

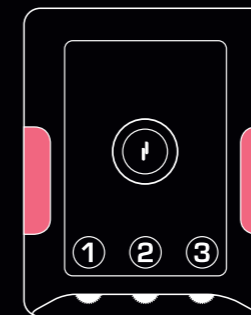


Move switch to 'OFF'

Closing / opening.



Closing: Shut the lock buckle down and change code



Opening: Select your chosen code and push the side buttons

Forgotten your code?

Unfortunately, we don't have a master code that can unlock it. If you need help, please get in touch with your specialist, local office or distributor.

Repairs.

Accidental damage

- 1. Safely return:** Please let us, or your local Bryant Dental distributor know as soon as possible so we can work out how best to support you in the interim.
- 2. Courtesy Refractives:** Courtesy Refractives will be available for service plan subscribers. We will locate a courtesy pair of Refractives that will best fit your unique requirements. As all of our Refractives are bespoke, they will not fit as well as your own pair. We will ship these to you as soon as possible.
- 3. Inspection & repair:** Our engineers will inspect the damage and assess whether or not an in-house repair is possible. Any damage to your frames can usually be rectified in a week or less, although this is longer outside the UK due to shipping related delays. Any damage to the lenses will require a more extensive assessment and repair, which can take up to 28 days.
- 4. Return & swap:** Once repaired, we will ask you to confirm a delivery address and ship your Refractives back out. Please send the courtesy Refractives back to us by Special Guaranteed delivery as soon as possible, in case other customers require them.

Warranty repair

- 1. Safely return:** Please let us or your local Bryant Dental distributor know as soon as possible so we can work out how best to support you in the interim.
- 2. Courtesy Refractives:** Courtesy Refractives will be available for service plan subscribers. We will locate a courtesy pair of Refractives that will best fit your unique requirements. As all of our Refractives are bespoke, they will not fit as well as your own pair. We will ship these to you as soon as possible.
- 3. Inspection & repair:** Our engineers will inspect the damage and assess whether or not an in-house repair is possible. Any damage to your frames can usually be rectified in a week or less, although this is longer outside the UK due to shipping related delays. Any damage to the lenses will require more extensive assessment and repair, which can take up to 28 days.
- 4. Fault cause analysis:** Will be conducted on every case of non-accidental damage in order to feed back into design and verification stages of batch production. The fault will then be rectified for every customer moving forwards.
- 5. Return & swap:** Once repaired, we will ask you to confirm a delivery address and ship your Refractives back out. Please send the courtesy Refractives back to us by Special Guaranteed delivery as soon as possible, in case other customers require them.

Warranty.

Five-year warranty

Limited Liability Policy

Bryant Dental will repair any issue arising from a manufacturing defect for a period of five years, without charge. The liability will not exceed the amount you originally paid for the product. The warranty does not cover defects arising from negligence, product modification, unauthorised repairs, accidental damage, theft, loss or acts of God.

Conditions

- Ensure your Refractives are wiped with 70% isopropyl alcohol to ensure telescope longevity.
- Store at room temperature.
- Do not change or modify any of the existing components without authorisation from Bryant Dental.

Get in touch.

If you have any questions or concerns, please don't hesitate to get in touch.



Scan to connect

Our 24/7 support team is always on hand if you need anything. In the first instance, please contact your product phone number and direct WhatsApp link you can find on the support page of our website at www.bryant.dental/support

Our office team are also available to answer any questions you may have.

UK office contact number:

☎ +44 (0)1932 320064

📞 +44 (0)7990 113723

UK office address:

The Barns, Hilltop Farm, Lyne Lane
Chertsey KT16 OAW, United Kingdom

Australian office contact number:

☎ +61 (02) 72089592

📞 +61 (02) 4838 35021

Australian Office Address:

Suite 18, 13U/175 Lower Gibbes
St Roseville NSW 2069, Australia

South African Distributor

SciVision Medical

Office: Centurion, Gauteng
7 Charles de Gaulle Crescent, 0157
Tel: +27 12 665 2595
Email: info@scivisionmedical.com

Technical specifications.

Finish



Telescopes formed of aerospace grade aluminium and the frames in ultra-lightweight titanium alloy

Magnification

Including field of view and depth of focus



7.2x

40mm field of view, 40mm depth of focus



5.7x

50mm field of view, 55mm depth of focus



3.8x

85mm field of view, 80mm depth of focus



2.9x

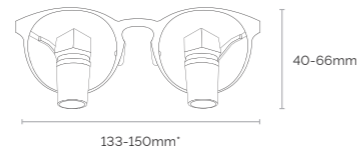
105mm field of view, 90mm depth of focus

Dimensions



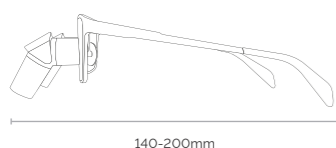
40-66mm

133-150mm

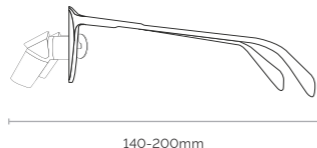


40-66mm

133-150mm



140-200mm



140-200mm

Weight

7.2x = 50g
5.7x = 49g
3.8x = 48g
2.9x = 47g

In the box

- Refractives
- MagStrap®
- Refractives cleaning cloth
- Screwdriver
- Matte black engraved case

Storage and shipping condition:

- Storage at room temperature
- Under normal atmospheric pressures

Known contraindications: silicone rubber allergy or sensitivity

Part Name	Part Code	Supplier
2.9x Bespoke Refractives	5060678491024	Bryant Dental
3.8x Bespoke Refractives	5060678491048	Bryant Dental
5.7x Bespoke Refractives	5060678491055	Bryant Dental
7.2x Bespoke Refractives	5060678491086	Bryant Dental
MagStrap®	5060678491093	Bryant Dental
Refractives cleaning cloth	5060678491284	Bryant Dental
Screwdriver	5060678492182	Bryant Dental
Matte black engraved case	5060678492229	Bryant Dental

Failure to use the products in the specified manner for the intended purposes may result in the void of your warranty. Please use our products as dictated.



Follow instructions for use



Do not dispose



This device is not sterile



Do not use if package is damaged




Fragile, handle with care



Keep dry



Bryant Dental
The Barns, Hilltop Farm,
Lyne Lane, Chertsey,
KT16 0AW, U.K



Bryant Dental x Husti.

Husti is a charity which empowers children in rural India, using education and offering them tools to improve their lives. Bryant Dental is proud to partner with this cause, which aims to change lives and build communities for underprivileged children.



**You have the power
to change lives.**

Find out more about the work they do here.




www.bryant.dental


South African Distributor

SciVision Medical

Tel: +27 12 665 2595

Email: info@scivisionmedical.com

 UK +44 (0)1932 320064 | AUS +61 (02) 72089592

 UK +44 (0)7990 113723 | AUS +61 (02) 4838 35021

Bryant Medical, The Barns, Hilltop Farm, Lyne Lane, Chertsey, KT16 0AW, UK
Bryant Medical Ltd UK are registered trademarks in the United Kingdom and Australia.

Registered in England & Wales No. 10396020. Registered in Australia No. 634 752 980



Bryant Dental

Dentistry, reimagined.

EN1.0/IG/IFU Rev1.6 Nov 2022